



FIG. 1 Swollen lips due to granulomatous cheilitis.


granulomatous changes are confined to lip. Melkerson-Rosenthal syndrome is the term used

when cheilitis occurs with facial palsy and fissured tongue. The cause of granulomatous cheilitis is unknown. The differential diagnosis of granulomatous cheilitis includes angioedema, crohn disease, sarcoidosis, actinic cheilitis, cheilitis glandularis, neoplasms and infections such as tuberculosis, syphilis and leprosy. Treatment of granulomatous cheilitis is difficult and rate of recurrence is high. Treatment options include corticosteroids, clofamine, metronidazole, sulfasalazine, infliximab and cheiloplasty.

AM Vijayalakshmi and A Jayavardhana

*PSG Institute of Medical Sciences and Research,
Peelamedu, Coimbatore 641 004, TN, India.
dramvs@gmail.com*

BOOK REVIEWS



Practical and Viva in Pediatrics
BALARAM CHAUDHARY AND
VARSHA CHAUDHARY
Paras Medical Publisher:
Hyderabad
Pages: 315, Price: Rs. 275.00

This is a book with a novel idea of collection of practical and *viva voce* related question and answers. Undergraduate and postgraduate students will find it very useful for fast reviewing the practical aspects related to pediatrics, especially before the exams. Authors have done a fairly good job in covering most of the common topics.


The book has two sections, section A includes history taking and physical examination – general as

well as system wise. It also includes neonatal examination. Section B includes *viva voce* related to instruments, inhalation devices, x-rays, ECG, emergency drugs etc. It also contains *viva voce* related to infections, hematology, endocrinology, pediatric emergencies and poisoning. Book also contains *viva voce* on various National health programs.

The information provided is in a handy form and in an easily readable format with many useful tables, photographs and EKGs.

Raju C Shah,

*Ankur Institute of Child Health,
B/H City Gold Cinema, Ashram Road,
Ahmedabad 380009,
Gujarat, India.
rajucshah@rediffmail.com*



Neonatal and Pediatric Respiratory Diseases

PRAVEEN KHILNANI

*IK International Publishing House Pvt Ltd,
New Delhi;*


Pages: 717, Price: Rs. 2495.00

This multi-authored book is intended as a basic and current resource for pediatric residents and pediatricians. The book covers a wide range of problems from the common congenital and acquired pediatric respiratory problems to some not so commonly seen conditions. The chapter on tuberculosis covers the current regimens but could have been useful for readers if it had incorporated the IAP consensus guidelines on diagnosis of childhood tuberculosis. The focus of Asthma is only on acute

severe asthma and leaves out the management of the more common persistent asthmatic subjects. The book has some useful practical sections on diagnostic pulmonary testing and procedures commonly used in children (such as chest tube placement, tracheostomy) for respiratory care. The book has a bias towards acute and critical care (probably reflects the editor's specialty bias). The book is easy to read due to the large font size with several tables and diagrams. Addition of treatment flow diagrams could have made it a more clinician friendly companion. It is a worthy attempt at providing information on pediatric respiratory disorders in the Indian context.

Siddarth Ramji

*Professor and Head,
Department of Neonatology,
Maulana Azad Medical College,
New Delhi 110 002, India.
siddarthramji@gmail.com*



Clinical Pediatrics for Undergraduates

KE ELIZABETH

*Jaypee Brothers Medical Publishers (P) Ltd,
New Delhi;*

Pages: 348, Price: Rs.295.00

This book addresses precisely what its name suggests – Clinical Pediatrics. Thoughtfully, it begins with the syllabus. It then starts with history taking, clinical examination and goes on to cover various subjects viz. general pediatrics, community pediatrics, social pediatrics, neonatology and then the various systems. It further proceeds to cover, with clarity, pediatric emergencies, instruments and procedures, drugs and doses and provides practical tips e.g. on

how to provide fluid therapy etc. The chapter on viva, X-rays and objective structured clinical examination may well be of use not only to the students of Pediatrics but even those who conduct examinations.

The content is thorough, the language is simple, the print is good and illustrations very appropriate. Yet another good book from Elizabeth. Wonder how many different ways by which an author can look at a subject.

Recommended not only for undergraduates, but for all students of Pediatrics.

Ajay Kalra,

*58, Khandari Road,
Agra 282 002,
Uttar Pradesh.
drajaykalra@yahoo.com*