

## Bronze Baby Syndrome

Bronze baby syndrome is the dark grey-brown pigmentation of skin, mucous membrane and urine following phototherapy. Hepatic dysfunction has to be there for this condition to be present. We report a neonate with dark brown pigmentation of skin. Lesions were spread over the abdomen (**Fig. 1**), chest, back and both upper and lower limb after receiving phototherapy for neonatal jaundice. It is assumed that abnormal accumulation of photoisomer of bilirubin is the cause of this condition. The second cause postulated is abnormal hepatic function leading to copper-porphyrin complex which is photodestroyed leading to brown pigmentation. The third explanation is accumulation of biliverdin leading to pigmentation. It should be differentiated from grey baby syndrome exclusively seen in neonates and very young infants receiving high doses of chloramphenicol. The infant is cyanosed, acidotic, has cold peripheries and has the signs of all of marked hyponia, poor feeding, vomiting, loose stools and a distended abdomen.


No treatment is required for bronze baby syndrome as the pigmentation slowly disappears after stopping phototherapy.



**FIG. 1** Brownish pigmentation seen over the abdomen.

**SUMIT KAR, ATUL MOHANKAR AND AJAY KRISHNAN**  
 Department of Dermatology, Venereology and Leprosy,  
 MGIMS, Sewagram, Wardha, Maharashtra 442012.  
 karmgims@gmail.com


## BOOK REVIEWS



**Treatment & Prognosis in Pediatrics**  
 APURBA GHOSH, MONJOURI MITRA  
 AND JAYDEEP CHOUDHURY  
*Jaypee Brothers; New Delhi;*  
*Pages: 449; Price: \$ 30.*

This book contains concise updated information on common pediatric problems for practicing pediatricians. Information is specifically focused on diagnostic criteria followed by its precise treatment and prognosis. Emergencies are not covered. The contributors are well known experts in their fields. Drug dosages with common brands available in the market is a special feature of this book. Over all, the book is good and is recommended for a common pediatrician and PG students.

**SHARAD THORA**  
 Professor and HOD, Department of Pediatrics,  
 MGM Medical College, Indore 452 001, MP, India.  
 dr\_sharad\_thora@yahoo.co.in.



**Protocols in Pediatric Nephrology**  
 ARVIND BAGGA, ADITI SINHA AND  
 ASHIMA GULATI  
*CBS Publishers & Distributors;*  
*New Delhi;*  
*Pages: 296; Price: Rs. 595/-*


Nephrology constitutes a significant component of day-to-day pediatric practice. A need for a ready reference for has been long felt and the book "Protocols in Pediatric Nephrology" is a major effort to fill the void.

The contents are arranged in 10 sections. The information provided emanates from the wide and rich experience of the authors in the field. The language is simple and is well supported with flow diagrams and tables, which make it a easy and interesting read. Images and diagrams help to avoid the monotony. For an interested reader, references for 'support reading' have been provided. Annexures provide a ready source for various 'Reference' values. The DVD provided with the

book adds to the value of the book. Overall, the book is sure to find a place on the table of every clinician involved with pediatric practice. The only thing I could suggest is to improve the quality of the radiological images. First print is also marred by some avoidable typographical errors.

**ANUP MOHTA**

*Medical Superintendent,  
Chacha Nehru Bal Chikitsalaya,  
Geeta Colony, Delhi, India.  
mohtaanup@gmail.com*



**IAP Color Atlas of Pediatrics**

INDIAN ACADEMY OF PEDIATRICS

*First Edition, 2012; Jaypee  
Brothers Medical Publishers (P)  
Ltd, New Delhi.*

*Pages: 492; Price: Not mentioned.*

This book is an admirable effort by the Indian Academy of Pediatrics.


The book is organized under 22 pediatric specialty headings (each with its distinct color identifier) and has over 1000 high quality images. The images compiled include both common and rare pediatric illnesses. Each image has a relevant text and a brief description on its management. The images are a combination of clinical, radiological, pathological and some elegant supportive sketch diagrams. Each section also has a useful outline of the section.

The section on cardiology has a good mixture of ECGs, radiographs and echocardiograph images. The pediatrics pulmonology section has a good collection of radiology images of several common pediatric conditions. Pediatric dermatologic diagnosis is particularly challenging for the pediatrician and this section has images of some common clinical conditions. The pediatric imaging section makes up for the images that were not covered in the respective specialty section.

The atlas has a unique section on child abuse and neglect which should help to bring to the fore social issues which are not necessarily reflected in clinical practice. However, the limited space available could have accommodated more relevant images by omitting photographs of counseling, and group activities etc. If the book were to be reasonably priced it would be a useful ready reckoner for students and pediatricians alike.

**SIDDARTH RAMJI**

*Director-Professor, Department of Pediatrics  
Maulana Azad Medical College, New Delhi  
siddarthramji@gmail.com*



**Text Book of Pediatrics**


PIYUSH GUPTA

*CBS Publishers & Distributors; New  
Delhi: Pages: 636; Price: Rs. 695/-.*

This book to a great extent fulfils the need for a text book for undergraduate medical students. A sprinkle of case studies to expose the students to common clinical scenarios is a plus point. Chapter on behavioral problems and sections on free radicals and antioxidants, abnormalities of head, immunization in special circumstances and common surgical problems with gastrointestinal symptoms have been appropriately simplified for the students. Concept of 'how to approach a child' adds application of knowledge to the didactic teaching. A section on common drugs and dosages in pediatric practice need to be considered for subsequent editions. Absence of pink color from severe classifications in IMNCI charts compromises with the color coding concept. Overall, the book is comprehensive yet concise, and the language is easy to read and comprehend.

**AK PATWARI**

*Department of Pediatrics, Hamdard Institute of Medical  
Sciences and Research, New Delhi.  
akpatwari@gmail.com*



**Child Abuse and Neglect –  
Challenges and Opportunities**

RN SRIVASTAVA, RAJEEV SETH AND  
JOAN VAN NIEKERK

*Jaypee Brothers; New Delhi;  
Pages: 250; Price: Rs. 495/-.*

The editors have done a commendable job highlighting pertinent issues pertaining to child abuse and neglect in the world today. The inspiration for this work was the result of deliberations at the 9<sup>th</sup> Asia-Pacific Regional ISPCAN Conference, New Delhi, 2011. The contents are up-to-date and provide comprehensive world-wide view of issues related to child maltreatment, including sections on prevalence; protection and prevention; and legal, social and cultural aspects of child abuse and neglect; concluding with the Delhi Declaration 2011 pledge to ensure rights of children. It is a must read for all those caring for children and adolescents the world over.

**JEESON C UNNI**

*Editor-in-chief, IAP Drug Formulary,  
Dr. Kunhalu's Nursing Home, TD Road, Cochin 682 011, India.  
jeeson@asianetindia.com.*