


is classically described in literature. These plaques of depigmentation are a result of a permanent localized absence of melanocytes and melanosomes or reduced numbers of abnormally large melanocytes. It results from mutations in the KIT proto-oncogene, which encodes the cellular transmembrane tyrosinase kinase for mast/stem cell growth factor. This pattern of depigmentation is probably due to defective melanocyte proliferation or migration from the neural crest during development. It should be differentiated from vitiligo which is progressive and Waardenberg syndrome which has heterochromic iris, dystopia canthorum, broad nasal root and congenital

deafness, in addition to white forelock and hypopigmentation. There are occasional reports of piebaldism associated with type 1 Neurofibromatosis and Rubinstein Taybi syndrome.

**VAISHALI MORE, RATNA SHARMA AND
VINNY THOMAS,**

*Department of Pediatrics
Dr DY Patil Medical College,
Hospital and Research Center,
Nerul, Navi-Mumbai, Maharashtra, India.
morevaishali28@gmail.com*


BOOK REVIEWS



Social Pediatrics
SATYA GUPTA, AP DUBEY
*Paras Medical Publishers;
Hyderabad, New Delhi
1st Edition, 2011
Pages: 387; Price: 250/-.*

Pediatricians, as an academic and professional community, have always been responsive to their wider roles and it is not merely a coincidence that they stay as some of the most visible and suitably informed actors in the practice and politics of Public Health. In this historical context, one feels a bit surprised that the domain of Social Pediatrics did not enjoy a fitting growth rate in spite of the exceptional legacy of leaders like Shanti Ghosh. This handy and readable book comes as a booster while offering some consolidated and handy text to the practitioners of pediatrics from varied settings. Uncomplicated mind maps in most of its 33 chapters make the browsing very simple. It is equally creditable that necessary theoretical and conceptual inputs have not been sacrificed while maintaining a practical tenor. The flipside is non-uniformity of form and structure amongst chapters, and a few unclear photographs. Academic movements in Social Pediatrics have had a paroxysmal character. A single book is a single vote which may not make or break the establishments but one can hope that this attempt reignites a chain reaction for some positive change.

SANJAY CHATURVEDI
*Professor of Community Medicine,
University College of Medical Sciences,
Delhi-110 095, India.
cvsanjay@hotmail.com*




**The 10 Minute Clinical
Assessment - A Review**
KNUT SCHROEDER
*UK: Wiley-Blackwell;
Pages: 772;
Price: Not mentioned.*

This 'Desk Top' reference Book consisting of 154 selected clinical situations is a treasure to be possessed by every practitioner facilitating in making quick clinical assessment of the patient's illness based on the complaints and arrive at a correct diagnosis for efficient management.

Though modern gadgets and sophisticated investigative procedures are becoming abundant day by day, the importance of clinical assessment cannot be underplayed. One of my professors during my undergraduate training five decades ago, rightly said that "diagnosis of respiratory system is by INSPECTION; diagnosis of gastrointestinal and hepatic system diseases is by PALPATION; diagnosis of cardiovascular diseases is by AUSCULTATION and diagnosis of central nervous neurological disorders is by MATHEMATICAL CALCULATION". This book enlightens this maxim in its well written and well presented 18 chapters. This book guides the reader to assess the patient's complaints and symptoms and signs in 10 minutes and arrive at a correct diagnosis for accurate management, and refer if needed. This book guides the reader. I strongly recommend this book for a practicing doctor's office.

A PARTHASARATHY
*Distinguished Professor of Pediatrics,
The Tamil Nadu Dr MGR Medical University, Guindy,
Chennai, Tamil Nadu, India. apartha2020@gmail.com*




Approach to Practical Pediatrics

MANISH NARANG
Jaypee Brothers Medical Publishers 2011, New Delhi.
Pages: 438, Price: Rs 399/-.

This textbook reflects a simplified approach to clinical cases in Pediatrics. The information is essential for postgraduate clinical training, ward teaching rounds and preparation for clinical examinations. A significant section of the book is presented in the form of tables, flowcharts, algorithms and textboxes which makes the presentation of the book impressive. The book is written in a simple language and is reader friendly. Section 1 relates to commonly used pediatric instruments, drugs, neonatal resuscitation, immunization and antibiotic therapy. Section 2 and 3 pertain to the long and short cases in pediatrics for summative evaluation. Section 4 includes invasive pediatric procedures, X-rays, arterial blood gas interpretation, and national health programs. The topics have been covered in a concise and informative manner. Though the book is primarily written for postgraduate students are useful for undergraduate students also. Future editions of the book should contain more images and illustrations demonstrating clinical signs and clinical maneuvers for better understanding. I recommend this book as a ready reference material mainly for postgraduate students in pediatrics in examination oriented preparation.

SRIRAM KRISHNAMURTHY

*Assistant Professor, Department of Pediatrics,
 Jawaharlal Institute of Postgraduate Medical Education
 and Research (JIPMER), Puducherry-605 006, India.*
drsriramk@yahoo.com



Review of Pediatrics


A RIYAZ AND NAJEEBA RIYAZ
*Paras Medical Publishers 2011,
 Hyderabad.*
Pages: 701; Price: Rs 350/-

The authors, both senior academics, have compiled the book based on their vast experience as teacher, examiner and their clinical skill. The book is in the format of questions and answers. Answers to the commonly asked questions in undergraduate and postgraduate examinations are presented in a very lucid and simple manner. There are 19 chapters, presented in a unique fashion. The chapters on

Radiology, Dermatology and Ophthalmology are worth mentioning. The last chapter on miscellaneous topics contains various clinical signs, tests, cells, triads etc. It is an invaluable book especially just prior to clinical and theory examinations and also viva. The book has been completely updated. It contains several charts and tables. There are several mnemonics and tips. The only drawback is lack of adequate number of figures. The book will be very useful for undergraduate and PG students and medical college teachers.

TMANANDA KESAVAN

*Associate Professor of Pediatrics, Govt. Medical
 College, Thrissur, Kerala, India-680595.*
dranandiap@gmail.com



Life an Odyssey

MANISH MALADKAR
Unicorn Books 2010, New Delhi,
Pages: 392; Price: 495/-.

Human mind eternally seeks for solace in some sort of metaphysical experience. This may not be evident for the materialist mind, but is the same for all. Indian philosophy is replete with suggestions for the need for such spiritual experience to make life complete or even livable. Happiness is something we can attain by positive effort on our part. Very same principle, in a more metaphysical way, is given by Dr Manish Maladkar in his book. Each one of the 35 articles reflects a particular aspect of life and the importance of being harmonious in social existence. Oft repeated quotations make us familiar with thoughts of great people, who continue to inspire us through centuries. Maladkar reminds us that it does not matter what happens to us but what matters it what we do about what happens. Nobody can make you unhappy without your consent. This interesting book may be taken as a source book for meditative practice. It needs more concentration and some sort of pensive mood. I doubt whether happiness will be readily forthcoming from such books. Being happy or unhappy is most often temperamental. If the book helps some to change their temperament, the author would have succeeded. I will conclude this review with another inspiring narration by Maladkar - God trying to solve the problems of a man by giving him nectar of life in a golden pot, but he sees only the gold and not the nectar. Hope this does not happen with this book.

PNN PISHARODY, Pisharody's Hospital,

Karunagappally, Kollam 690 518, Kerala, India.
drpisharady@gmail.com